

## Technical Data Sheet G Series



### Basic Info

KSF G 76x2100-3xM16	KSF G 76x1600-3xM16	KSF G 76x1300-3xM16
Nominal length (mm)		
2100	1600	1300
Tube diameter (mm)		
76.10	76.10	76.10
Weight (kg)		
14.00	10.50	8.50
Item number		
25456	25455	25454

### Construction

- Nut: DIN EN ISO 4032 - 8
- Continuous welded helix
- Coating: Hot-dip galvanized according to DIN EN ISO 1461

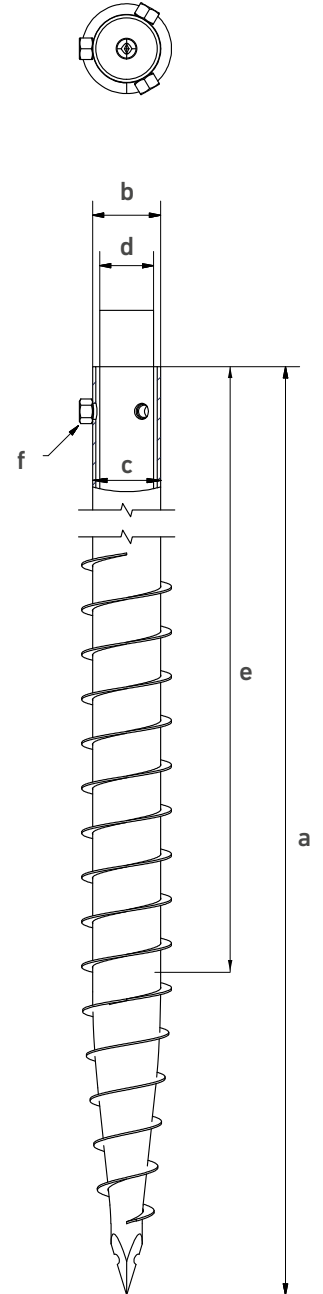
### Applications



KSF G 76x  
1300-3xM16

### Technical Data

	KSF G 76x2100-3xM16	KSF G 76x1600-3xM16	KSF G 76x1300-3xM16
a	Length (mm) ( $\pm 25$ mm)		
	2080	1580	1280
b	Shaft outer diameter (mm)		
	76.10	76.10	76.10
c	Inner diameter (mm)		
	68.90	68.90	68.90
d	Diameter setting (mm)		
	60	60	60
e	Depth setting (mm) ( $\pm 25$ mm)		
	1815	1315	1020
f	Thread		
	3 x M16	3 x M16	3 x M16



### Online Service

KSF G 76x2100-3xM16	KSF G 76x1600-3xM16	KSF G 76x1300-3xM16
---------------------	---------------------	---------------------

Webkey

G2545611D

G2545511D

G2545411D



Subject to technical change!

Krinner Schraubfundamente GmbH | Passauer Straße 55 | D-94342 Straßkirchen  
 Phone: +49 9424 9401-80 | E-Mail: service@krinner.com | www.krinner.com